

**STALOWE KOTWY ROZPOROWE**

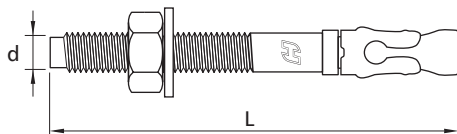
stal węglowa, ocynkowane elektrolitycznie

**STEEL EXPANSION ANCHORS**




carbon steel, zinc plated

**BOLZENANKER**

C-Stahl, verzinkt



**TYPE: SLP**

d × L (mm)	index		$h_{ef}$ (mm)		
M6 × 70	ESLP-06070	6	35	100	1200
M8 × 60	ESLP-08060	8	40	100	800
M8 × 70	ESLP-08070	8	40	100	800
M8 × 100	ESLP-08100	8	40	50	600
M8 × 120	ESLP-08120	8	40	50	400
M10 × 75	ESLP-10075	10	45	50	400
M10 × 100	ESLP-10100	10	45	50	400
M12 × 80	ESLP-12080	12	55	25	200
M12 × 100	ESLP-12100	12	55	25	200
M12 × 200	ESLP-12200	12	55	25	100
M12 × 235	ESLP-12235	12	55	25	100
M12 × 300	ESLP-12300	12	55	10	40
M16 × 90	ESLP-16090	16	60	20	80
M16 × 100	ESLP-16100	16	60	20	80
M16 × 140	ESLP-16140	16	60	20	80
M16 × 150	ESLP-16150	16	60	20	80
M16 × 180	ESLP-16180	16	60	20	80
M20 × 120	ESLP-20120	20	80	10	40
M20 × 160	ESLP-20160	20	80	10	40
M20 × 180	ESLP-20180	20	80	10	40
M20 × 200	ESLP-20200	20	80	10	40